

BD 81 - drapé collection

design Bartoli Design

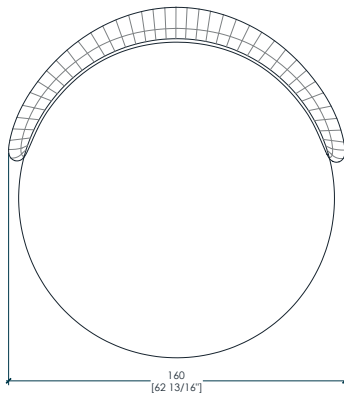
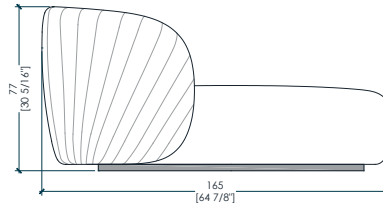
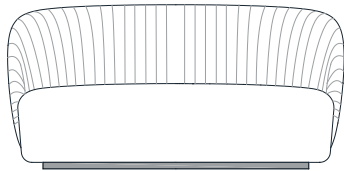


**Drapé Round is a modern round sofa upholstered in leather or velvet with a memory foam seat, characterized by an elegant and particular tailoring work decorating the shapes with rich and harmonious drapery.**

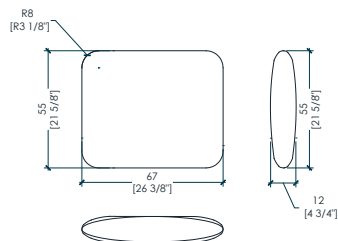
**Drapé Round è un moderno divano tondo rivestito in pelle o velluto, con seduta in memory foam e caratterizzato da un'elegante e particolare lavorazione sartoriale che ne decora le forme con un ricco ed armonioso drappeggio.**

\_dimensions

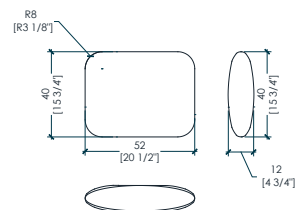
**BD 81** round sofa - divano circolare -  
rundsofa - canapé circulaire - Круглый диван



**BD 82** rectangular cushion - cuscino rettangolare -  
rechteckiges kissen - coussin rectangulaire -  
Прямоугольная подушка



**BD 83** rectangular cushion - cuscino rettangolare -  
rechteckiges kissen - coussin rectangulaire -  
Прямоугольная подушка



-Dimensions in millimeters and inches.  
The right to discontinue and make changes is reserved.  
This information is based on the latest product information available at the time of printing.

\_materials & finishes

nubuck leathers



Nubuck 2118  
Category A



Nubuck 2133  
Category A



Nubuck 2132  
Category A



Nubuck 2115  
Category A



Nubuck 2105  
Category A



Nubuck 2103  
Category A



Nubuck 2102  
Category A



Nubuck 2101  
Category A



Nubuck 2100  
Category A

\_materials & finishes

skin leathers



Skin Ebony  
Category C



Skin Garnet  
Category C



Skin Marble  
Category C



Skin Mud  
Category C



Skin Night  
Category C



Skin Rust  
Category C

\_materials & finishes

swing leathers



Swing 4501  
Category B



Swing 4502  
Category B



Swing 4503  
Category B



Swing 4504  
Category B



Swing 4507  
Category B

\_materials & finishes

pixel leathers



Pixel Antracite  
Category A



Pixel Guacamole  
Category A




Pixel Vino  
Category A




Pixel Nocciola  
Category A

\_materials & finishes


tosca leathers



Tosca Bordeaux  
Category B



Tosca Cognac  
Category B



Tosca Marrone  
Category B



Tosca Testa di Moro  
Category B



\_materials & finishes

"shiny" velvet



Velvet 407



Velvet 417



Velvet 403



Velvet 412



Velvet 438



Velvet 418



Velvet 405



Velvet 401



Velvet 431



Velvet 429



Velvet 409



Velvet 404

\_materials & finishes

"shiny velvet"



Velvet 414



Velvet 424



Velvet 413



Velvet 437



Velvet 457




Velvet 477



Velvet 487



Swing 415




Velvet 406



\_materials & finishes


"mat" velvet



Velvet 01



Velvet 02



Velvet 03



Velvet 23



Velvet 06



Velvet 29



Velvet 2003



Velvet 26



Velvet 1406



Velvet 54




Velvet 17



Velvet 2008

\_materials & finishes

"mat" velvet



Velvet 13



Velvet 1405



Velvet 14



Velvet 34



Velvet 40



Velvet 1403



Velvet 09

\_maintenance

**-LEATHER**

Leather is a natural product. It is individual, unmistakable and very durable. Natural unevenness, softness and minimal colouring which allows the material to breathe are the features of the best quality leathers. For maintenance and cleaning do not use acids or alkali-based cleaners. Never use stain remover, shoe cream, solvents, floor wax, cosmetics or other aggressive cleaning agents. Do not use scouring agents, steel wool, pot cleaners or similar. We recommend you do not expose the product to strong heat, as this can change its appearance. Please protect the product from abrasion, moisture and other factors so that the surface is not damaged beyond repair. Dust the leather surface regularly with a soft cloth. Use the blunt nozzle of a vacuum cleaner to remove crumbs and sand.

If you use wrong products, the finish of the leather may be damaged seriously; damage appears as time passes, after several cleaning operations. Attention: nubuck grain leather as well as leathers finished with aniline cannot be cleaned at all, if not with a simple dry and soft cloth. Any product could damage irrecoverably the leather!

Nubuck  
European bovine hide, chrome tanned, aniline dyed. Nubuck natural grain.

Pixel  
European bovine hide, chrome tanned, barrel dyed with aniline. Silkscreen-WR.

Tosca  
European origin, chrome tanned, drum dyed, printed and finished to obtain a lightening effect.

Swing  
European bovine hide, chrome tanned, aniline dyed. Top-grain leather, smooth matt surface, silky touch.

Skin  
European bovine hide, dry vacuum, aniline dyed. Natural look, full hand, silky touch.

\_maintenance

**-VELVET**

Velvet is a woven pile fabric whose pile is less than 3 mm high. Velvet can be made from both natural and synthetic fibres. Depending on the material used to make it, its density and its pile length, velvet can be very fine, soft and flowing or tougher and firmer.

Our velvet fabrics have to be dry-cleaned.

Dust and loose dirt should be removed from velvet regularly by vacuuming it using a special upholstery nozzle (soft bristles). The upholstery nozzle must not have a ridge or sharp edges, as these could damage the fabric. Please also brush your velvet furniture regularly using a soft brush (such as a clothes brush), going with the grain. If necessary, you can also wipe your furniture in the direction of the grain with a damp chamois (light pressure) or use mild cleaning foam for a deeper clean. Please test it first.

Deep cleaning should only be performed by an expert upholstery cleaner.

Depending on how much wear the furniture is subject to and the colour of the velvet, we recommend professional deep cleaning every four to five years.

You should hire a specialist to remove stains. If you want to try to remove the stain yourself first, proceed as follows:

Cleaning products must be tested first to ensure they are suitable. Make sure you choose a pH-neutral product. Acidic products damage cotton and cellulose fabrics. We recommend using special upholstery cleaning products to remove stains and clean furniture effectively.

Remove dust first, then test the colour fastness and changes to the surface of the upholstery fabric on an inconspicuous area by rubbing it with a clean, soft, white cloth dipped in the cleaning or stain removal product.

In some cases, pressure, heat and moisture can cause pressure marks on velvet, which may be light or heavy. This is typical of the product type and not a sign of inferior quality. In our experience, it is not always possible to remove sitting marks by treating the fabric, e.g. steaming and brushing it.

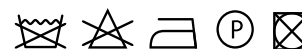
To some degree, sitting marks are therefore typical of all woven pile fabrics. The best way to reduce them is to clean the fabric regularly and occasionally brush the pile in every direction.

Please ensure that no hot-water bottles, electric blankets, etc. are placed on the fabric. The combination of heat and pressure can permanently change the surface of the fabric.

We recommend you do not expose the product to strong heat, as this can change its appearance.

**SHINY VELVETS**

100% Polyester



**BEDIF  
FEREN  
TBEUN  
IQUE.**

LAURAMERONI s.r.l.  
22040 Alzate Brianza (Como)  
Via Manzoni, 2784  
T +39 031 761450  
info@laurameroni.com  
www.laurameroni.com